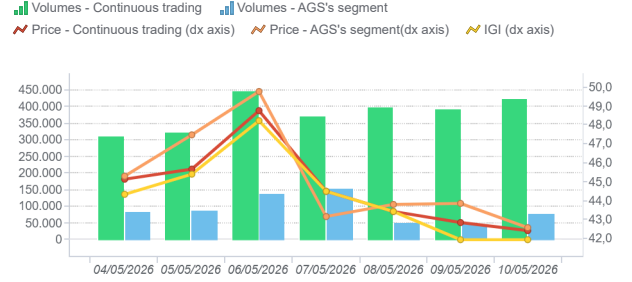


Day-Ahead Gas Market (MGP-GAS)

| | Average price (€/MWh) | Change Price | Minimum price | Maximum price | Total Volumes (MWh) | Volumes change | Daily product | WE Product | WD Product |
|---------------------------|-----------------------|--------------|---------------|---------------|---------------------|----------------|---------------|------------|------------|
| Continuous trading | 44,82 | -0,8% | 40,00 | 49,85 | 2.659.608 | 5,3% | 1.801.560 | 858.048 | 0 |
| AGS's segment | 45,15 | -0,3% | 42,59 | 49,78 | 626.472 | -19,6% | 626.472 | | 0 |

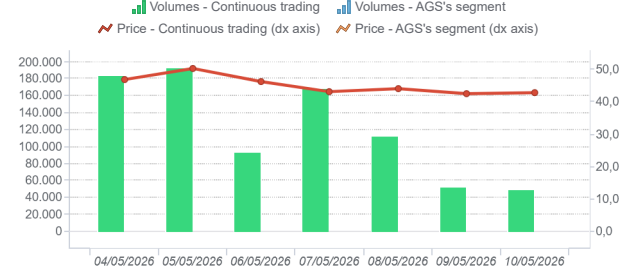
MGP - Volumes (MWh) and Price (€/MWh)



Intra-Day Gas Market (MI-GAS)

| | Average price (€/MWh) | Change Price | Minimum price | Maximum price | Total Volumes (MWh) | Volumes change | Purchases SRG (MWh) | Sales SRG (MWh) |
|---------------------------|-----------------------|--------------|---------------|---------------|---------------------|----------------|---------------------|-----------------|
| Continuous trading | 45,28 | 1,9% | 42,00 | 51,05 | 845.664 | 18,5% | | |
| AGS's segment | - | - | - | - | - | - | - | - |

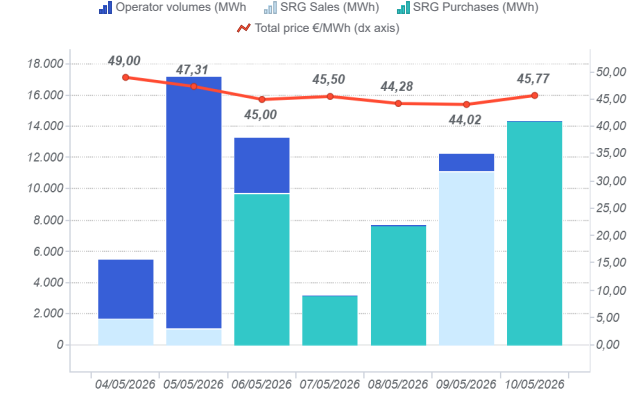
MI - Volumes (MWh) and Price (€/MWh)



Market for the trading of gas stored (MGS-GAS)

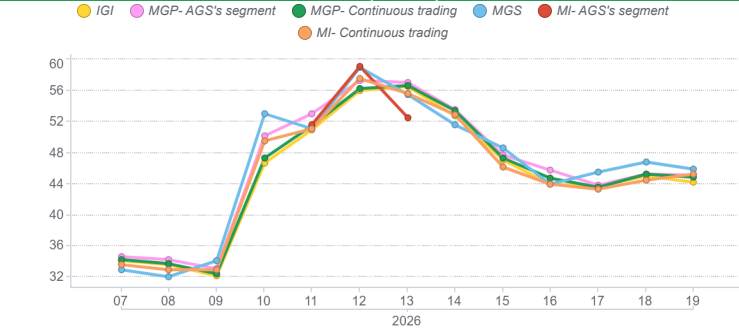
| | Week 18 | Week 19 |
|--------------------------|---------------|---------------|
| Price €/MWh (1) | | |
| Stogit | 46,74 | 45,84 |
| Stogit Adriatica | | |
| Total | 46,74 | 45,84 |
| Volumes MWh | | |
| Stogit | 75.740 | 73.038 |
| Stogit Adriatica | 0 | 0 |
| Totale | 75.740 | 73.038 |
| SRG. Activity MWh | | |
| Purchases | 29.939 | 34.602 |
| Balancing (2) | 29.939 | 34.602 |
| Other purchases (3) | | |
| Sales | 25.561 | 13.608 |
| Balancing (2) | 25.561 | 13.608 |
| Other purchases (3) | | |

Market for the trading of gas stored (MGS-GAS)

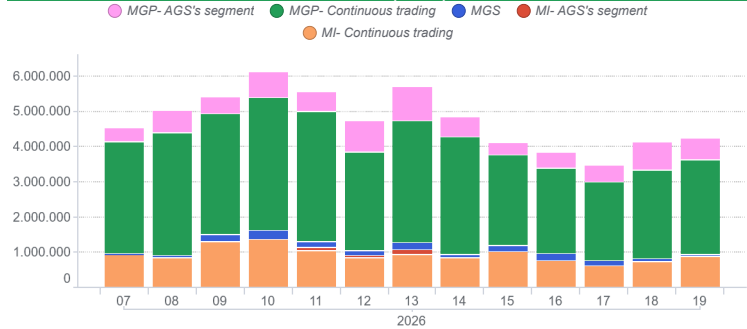


1) The Total price is calculated as a weighted average price for the total volumes exchanged in each storage system.
 2) To securely manage any expected deviations between overall network injections and withdrawals pursuant to Art. 2.5 of Annex A, AEEGSI's Resolution 312/2016/R/gas
 3) Stored gas trades by Snam Rete Gas (SRG) not included in "Balancing"

Prices (€/MWh)



Volumes (MWh)



Forward Gas Market (MT-GAS)

| Prodotto | Minimum price (€/MWh) | Maximum price (€/MWh) | Check price* | Check price change (%) | Trades | Volumes (MWh/g) | OTC Registrations | OTC Volumes | Volumes Tot | Change % | Open position (MWh)* | Open position (MWh/g)* |
|---------------------|-----------------------|-----------------------|--------------|------------------------|--------|-----------------|-------------------|-------------|-------------|----------|----------------------|------------------------|
| BoM-2026-05 | | | 44,20 | -0,9% | 0,00 | 0,00 | 0,00 | 0,00 | 0,00 | 0,0% | 0,00 | 0,00 |
| M-2026-06 | | | 46,97 | 0,0% | 0,00 | 0,00 | 0,00 | 0,00 | 0,00 | 0,0% | 0,00 | 0,00 |
| M-2026-07 | | | 46,09 | 0,0% | 0,00 | 0,00 | 0,00 | 0,00 | 0,00 | 0,0% | 0,00 | 0,00 |
| M-2026-08 | | | 48,64 | 0,0% | 0,00 | 0,00 | 0,00 | 0,00 | 0,00 | 0,0% | 0,00 | 0,00 |
| Q-2026-03 | | | 46,25 | 0,0% | 0,00 | 0,00 | 0,00 | 0,00 | 0,00 | 0,0% | 0,00 | 0,00 |
| Q-2026-04 | | | 44,56 | 0,0% | 0,00 | 0,00 | 0,00 | 0,00 | 0,00 | 0,0% | 0,00 | 0,00 |
| Q-2027-01 | | | 45,47 | 0,0% | 0,00 | 0,00 | 0,00 | 0,00 | 0,00 | 0,0% | 0,00 | 0,00 |
| Q-2027-02 | | | 38,03 | 0,0% | 0,00 | 0,00 | 0,00 | 0,00 | 0,00 | 0,0% | 0,00 | 0,00 |
| WS-2026/2027 | | | 46,15 | 0,0% | 0,00 | 0,00 | 0,00 | 0,00 | 0,00 | 0,0% | 0,00 | 0,00 |
| SS-2027 | | | 37,47 | 0,0% | 0,00 | 0,00 | 0,00 | 0,00 | 0,00 | 0,0% | 0,00 | 0,00 |
| CY-2027 | | | 38,67 | 0,0% | 0,00 | 0,00 | 0,00 | 0,00 | 0,00 | 0,0% | 0,00 | 0,00 |

*Referred to the last session of the week